

18th Century Material Culture Maternity & Childbirth



You've Crack'd my PIPKIN I: said she so MARRY me & Mend it
Published Nov 29 1772 by Thomas Egmont Adams



Pregnancy



“The TEEMING LADY”
by Gerhard Brockman, After Paul Rubens c. 1701 - 1773
(The British Museum)



“The Affiliation”: A Courtroom Scene Involving a Pregnant Woman, a Man, and His Angry Wife
by John Collet, After William Hogarth
(Victoria & Albert)



“The Affiliation”: A Courtroom Scene Involving a Pregnant Woman, a Man, and His Angry Wife
by by Thomas Cook after William Hogarth
(Wellcome Library)

Exposed to the Horrors of War, Pestilence and Famine, for a Farthing an Hour.



3 Shillings a Day. 2 Shillings a Day. 1 Shilling a Day. SIX-PENCE A DAY. Yankees. Fire and Water. Sword and Famine. This Act displays the Musketeer a Soldier and his Family content on the bare Subsistence of Six-pence a Day, while the lowest Indian can sufficiency to enjoy the Comforts of Life.

Printed & sold by W. Humphrey, General Print, White.

“SIX - PENCE A DAY.”
by William Humphrey 1775
(The British Museum)



You've Crack'd my PIPKIN Sir said she so MARRY me & Mend it
Published Nov 29th 1773 by Francis Edward Adams

“You’ve Crack’d my PIPKIN Sir said she so MARRY me & Mend it”
by Francis Edward Adams 1773
(The British Museum)



*“You’ve Crack’d my PIPKIN Sir said she so MARRY me & Mend it”
by Francis Edward Adams 1773
(The British Museum)*



The MISERIES of a SINGLE LIFE.

*The Bachelor Monopolizes Ills, — — — But more than those, here's Gout to make him feel,
Quacks, Bailiffs, Bastards, Boluses and Pills: | And jiv'd to Father what he could not get. — —*

310

Printed for Carington Bowles, at his Map & Print Warehouse, N^o 69 in St Pauls Church Yard, London.

“The MISERIES of a SINGLE LIFE.”
by Carington Bowles 1774
(The British Museum)



“The MISERIES of a SINGLE LIFE.”
by Carington Bowles 1774
(The British Museum)



“THE UNWILLING BRIDEGROOM, OR FORC'D MEAT WILL NEVER DIGEST.”
by William Humphrey 1778
(The British Museum)



“THE UNWILLING BRIDEGROOM, OR FORC'D MEAT WILL NEVER DIGEST.”
by William Humphrey 1778
(The British Museum)



Collins delin.

Goodnight sculp.

THE RECRUITING SERJEANT, or, BROWN BESS SOONER THAN, BIGG BELLYD BETTY.

Printed for Jn^o. Smith N^o. 35 Cheap-side Aug. 4, 1786.

“THE RECRUITING SERJEANT, or, BROWN BESS SOONER THAN BIGG BELLYD BETTY”
by Samuel Collins 1786
(Lewis Walpole Museum)



“THE RECRUITING SERJEANT, or, BROWN BESS SOONER THAN BIGG BELLY'D BETTY”
by Samuel Collins 1786
(Lewis Walpole Museum)

Maternity Clothing



English Linen & Quilted Cotton Maternity Ensemble
c. 1780 - 1790
(Colonial Williamsburg Foundation)



English Linen & Quilted Cotton Maternity Jacket

c. 1780 - 1790

(Colonial Williamsburg Foundation)



English Linen & Quilted Maternity Under Waistcoat
c. 1780 - 1790
(Colonial Williamsburg Foundation)



English Linen & Quilted Cotton Petticoat
c. 1780 - 1790
(Colonial Williamsburg Foundation)



English Linen & Quilted Cotton Maternity Ensemble

c. 1780 - 1790

(Colonial Williamsburg Foundation)



English Linen & Quilted Cotton Maternity Ensemble

c. 1780 - 1790


(Colonial Williamsburg Foundation)



English or European Chintz Maternity Jacket

c. 1750 - 1790

(MoMu Fashion Museum, Belgium)



Detail of a Corset for Pregnant Women "Laced by the two sides at A"
Plate XXIV: Encyclopedia of Denis Diderot (1751-1777)



French PREGNANCY or NURSING Corset with Side Lacings (Front)

c. 1750 - 1760

(Joconde Musées de France)



French PREGNANCY or NURSING Corset with Side Lacings (Back)

c. 1750 - 1760

(Joconde Musées de France)



French PREGNANCY or NURSING Corset with Side Lacings (Front)

c. 1750 - 1775

(Joconde Musées de France)



French PREGNANCY or NURSING Corset with Side Lacings (Back)

c. 1750 - 1775

(Joconde Musées de France)



French PREGNANCY or NURSING Corset with Side Lacings

c. 1750

(Musée du Costume de Château-Chinon)



Our Friend, Victoria Leigh Rebal Brenckle, Ten Days Prior to Her Due Date, Wearing the Dress of a Common New Englander
Recreation of Captain David Brown's Minute Company, Concord Massachusetts, April 19th, 1775
(Photographs Courtesy Victoria Leigh Rebal Brenckle)

Midwifery
&
Childbirth



*The expert, and famous madam LOVYS BOURGEOIS
midwife to the Queene of France.*

Centerpiece of "Compleat Midwife's Practice" Featuring Madam Lovys Bourgeois, Midwife to the Queen of France
by Thomas Chamberlayne 1656
(Folger Shakespeare Library, Washington, D.C.)



“Hannah Thomlinson” - The “York Midwife”
by George Lumley c. 1703 - 1737
(The British Museum)

3tes Kupfer so zeigt die
nicht können N^o. 19 Wendung Todter Kinder die
geböhren werden .p. 61.



4tes Kupfer so zeigt die
nicht können N^o. 20 Wendung Todter Kinder die
geböhren werden .p. 62.



Plate from "Die Chur-Brandenburgische Hoff-Wehe-Mutter"
by Justine Siegemundin, Berlin 1690
(Wunderkammer)

Stes Kurzer so zeigt die
 nicht können gebhren. No. 21
 + Kist für zu ende gehet p. 61. Streity gemacht von Seel: D. Peterman in
 der grundl. Deduction. 9. 29. 30.



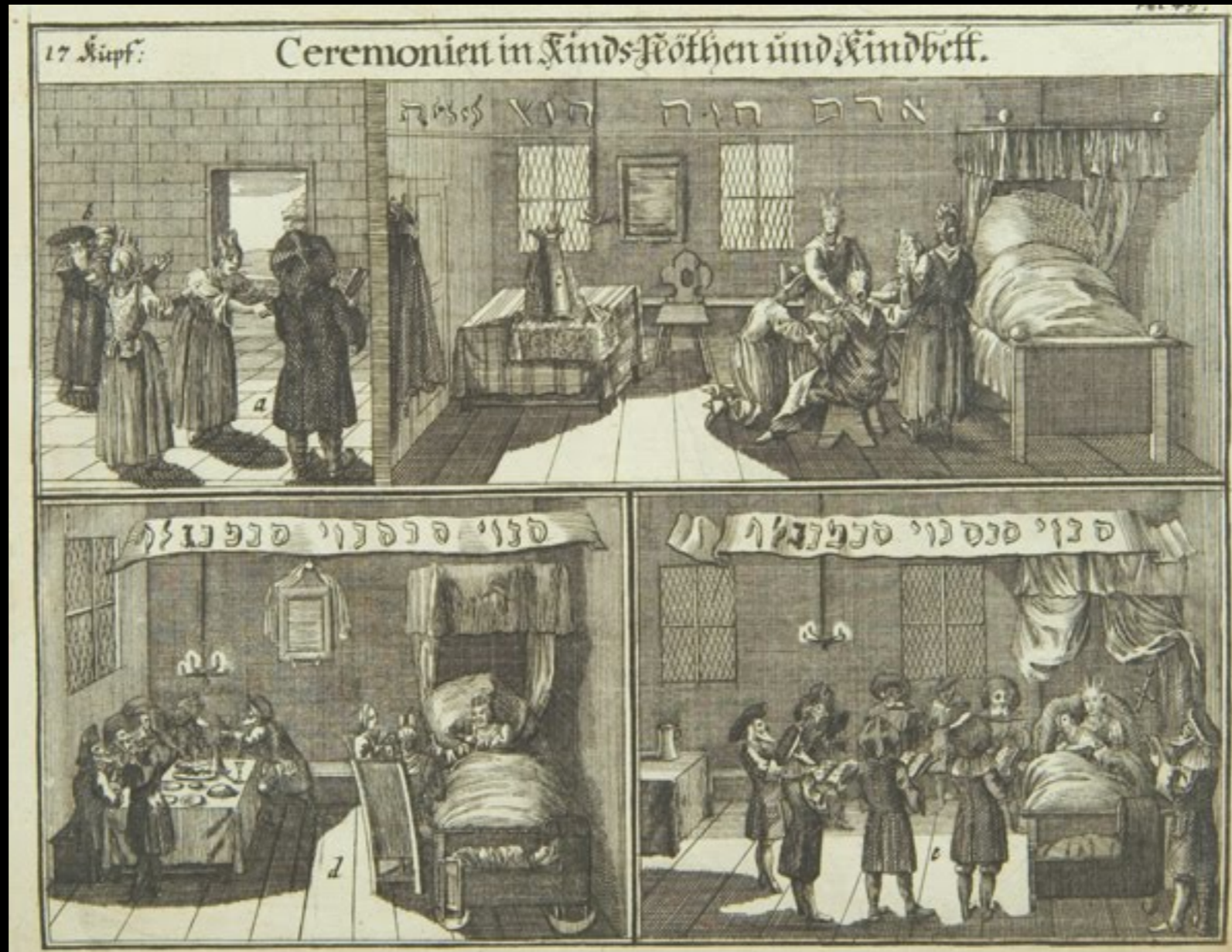
No. 22



Plate from "Die Chur-Brandenburgische Hoff-Wehe-Mutter"
 by Justine Siegemundin, Berlin 1690
 (Wunderkammer)



Plate from "Die Chur-Brandenburgische Hoff-Wehe-Mutter"
by Justine Siegemundin, Berlin 1690
(Wunderkammer)



Juedisches Ceremoniel
by J. G. Puschner, Germany 1716
(Private Collection)

THE
ART
OF
MIDWIFERY
IMPROV'D.

Fully and Plainly laying down
Whatever INSTRUCTIONS are
requisite to make a Compleat MIDWIFE.

AND
The many ERRORS in all the Books hitherto
written upon this SUBJECT clearly refuted.

ILLUSTRATED
With 38 CUTS curiously Engraven on COPPER
PLATES, representing in their due Proportion, the
several Positions of a *Fœtus*.

ALSO
A New Method, Demonstrating, *How Infants ill situated in the
Womb, whether obliquely, or in a strait Posture, may, by the
Hand only, without the Use of any Instrument, be turned
into their right Position, without hazarding the Life either
of Mother or Child.*

Written in Latin by HENRY à DAVENTER. Made
English. To which is added, A Preface giving some Ac-
count of this Work, by an Eminent Physician.

LONDON:

Printed for E. Curll, at the Dial and Bible, J. Pemberton, at the
Buck and Sun, both against St. Dunstons-Church in Fleet-street,
and W. Taylor, at the Ship in Pater-Noster-Row. 1716. Pr. 6 s.

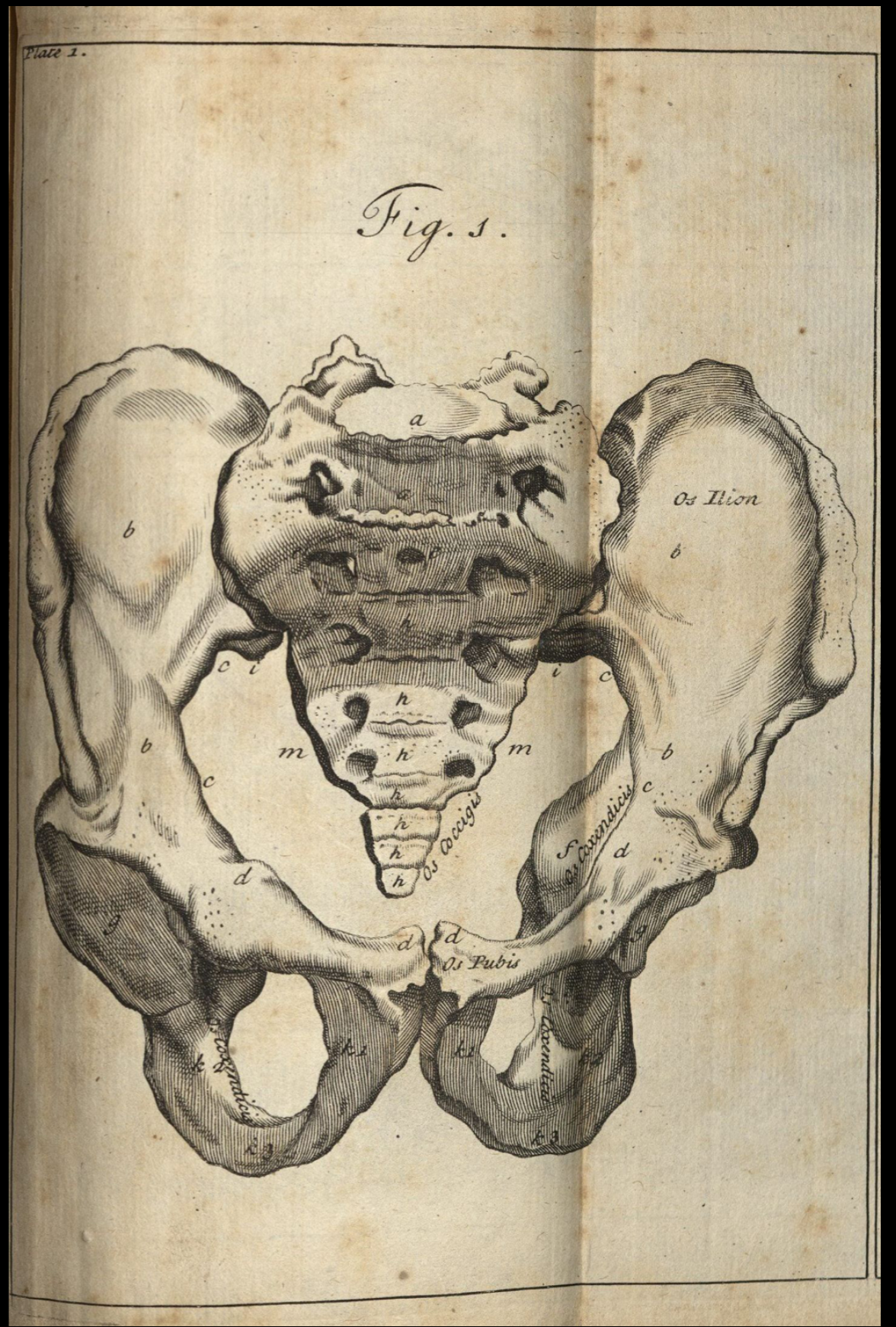
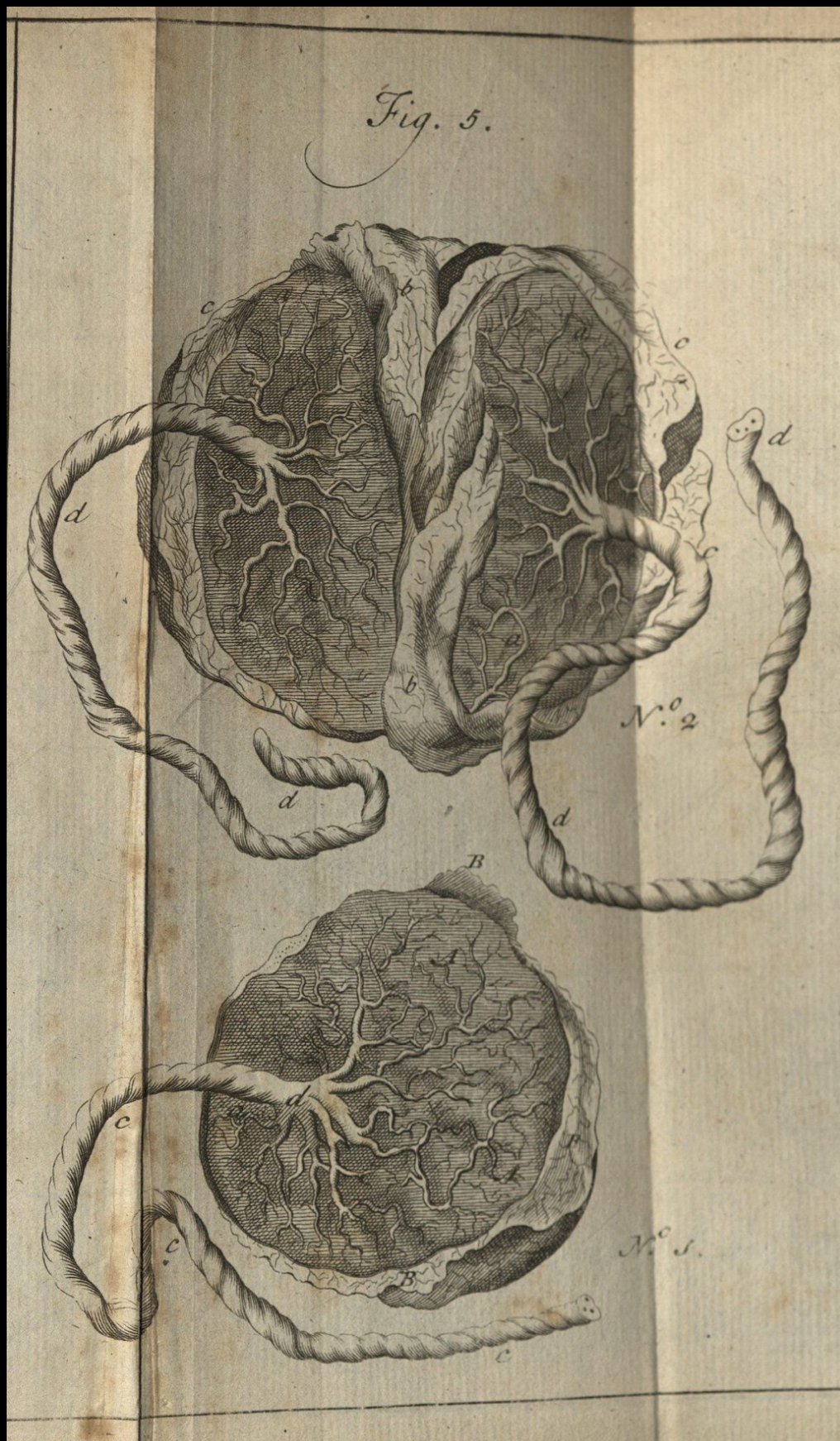
“THE ART OF MIDWIFERY IMPROV'D...”

London 1716

(New York American Center for History)



“THE ART OF MIDWIFERY IMPROVD...”
London 1716
(New York American Center for History)



“THE ART OF MIDWIFERY IMPROV'D...”
 London 1716
 (New York American Center for History)

THE
FEMALE PHYSICIAN,
Containing all the
DISEASES incident to that SEX,
IN
Virgins, Wives, and Widows;
TOGETHER
With their *Causes* and *Symptoms*, their
Degrees of DANGER, and respective
Methods of PREVENTION and CURE:

To which is added,
The Whole ART of
New improv'd MIDWIFERY;

COMPREHENDING
The necessary *Qualifications* of a MIDWIFE,
and particular *Directions* for *laying Women*, in all
Cases of *Difficult* and *Preternatural* BIRTHS; to-
gether with the *Diet* and *Regimen* of both the
MOTHER and CHILD.

By JOHN MAUBRAY, M. D.

— — — — — *Opifera; per Orbem*
Dicor, — — — — — Ovid. Met.

LONDON:
Printed for JAMES HOLLAND, at the Bible and
Ball, in St. Paul's-Church-Yard. 1724.

“THE FEMALE PHYSICIAN... The Whole ART of New improv'd MIDWIFERY”
by John Maubray, M.D. 1724
(Archive.com)

A
Complete Practice
OF
MIDWIFERY.

Consisting of

Upwards of FORTY CASES OF
OBSERVATIONS in that valuable
ART, selected from many Others, in
the Course of a very EXTENSIVE
PRACTICE.

And Intersperfed

With many necessary CAUTIONS and
useful INSTRUCTIONS, proper to be
observed in the most Dangerous and Critical
Exigencies, as well when the Delivery is
difficult in its own Nature, as when it becomes
so by the Rashness or Ignorance of Unexpe-
rienc'd Pretenders.

Recommended to

All FEMALE PRACTITIONERS in an
Art so important to the LIVES and WELL-BEING
of the SEX.

By SARAH STONE,
Of PICCADILLY.

LONDON:

Printed for T. COOPER, at the *Globe* in *Pater-*
Noster Row. MDCCLXXXVII.

“A Complete Practice of MIDWIFERY...”
by Sarah Stone of Picadeilly 1738
(Wellcome Library)



ARISTOTLE'S
Compleat and Experienc'd
MIDWIFE:

In Two Parts.

- I. A GUIDE for Child-bearing Women, in the Time of their Conception, Bearing and Suckling their Children; with the best Means of helping them, both in Natural, and Un-natural Labours: Together with suitable Remedies for the various Indisposition of New-born Infants.
- II. Proper and safe REMEDIES for the Curing all those Distempers that are incident to the Female Sex; and more especially those that are any Obstruction to their Bearing of Children.

A WORK far more perfect than any yet Extant; and highly Necessary for all Surgeons, Midwives, Nurses, and Child-bearing Women.

Made English by W—S—, M. D.

The Seventh Edition.

London: Printed, and sold by the Booksellers

“ARISTOTLE'S Compleat and Experienc'd MIDWIFE: In Two Parts”

1738

(Princeton University)

A
COLLECTION
OF
CASES and OBSERVATIONS
IN
M I D W I F E R Y.
By WILLIAM SMELLIE, M.D.

TO ILLUSTRATE
His former TREATISE, OF FIRST VOLUME,
on that SUBJECT.

V O L . II.



L O N D O N :
Printed for D. WILSON and T. DURHAM, at Plato's
Head, in the Strand.
MDCCLIV.

"A COLLECTION OF CASES AND OBSERVATIONS IN MIDWIFERY." Volume II
by William Smellie M.D. 1754
(Wellcome Library)



William Smellie M.D.
c. 1740
(Royal College of Surgeons of Edinburgh)



Dutch Childbirth Scene with Midwife
by Cornelis Troost 1748
(Rijksmuseum)



De la Riviere Inv^t

F. Gordon Sculp^t

The Midwife,

OR THE

OLD WOMAN'S MAGAZINE.

Containing all the WIT, and all the HUMOUR, and all the LEARNING, and all the JUDGEMENT, that has ever been, or ever will be inserted in all the other Magazines, or the Magazine of Magazines, or the Grand Magazine of Magazines, or any other Book whatsoever: So that those who buy this Book will need no other.

Published pursuant to several Acts of Parliament, and by the Permission of their most Christian and most Catholic MAJESTIES, the GREAT MOGUL and the STATES GENERAL.

Embellish'd with CUTS according to Custom.

LONDON.

Printed for MARY MIDNIGHT and Sold by T. CARNAN in St. Pauls Church Yard.

Price Three Pence.

16. of October. 1750.

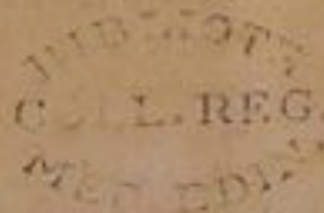
"The Midwife OR THE OLD WOMAN'S MAGAZINE..."

Produced by Christopher Smart 1750

(Private Collection)

Ed. Graham Wain
A
TREATISE
ON THE
Theory and Practice
OF
MIDWIFERY.

By W. SMELLIE, M. D.



LONDON:

Printed for D. WILSON, at Plato's Head, near
Round-Court, in the Strand.

MDCCLII.

"A TREATISE ON THE Theory and Practice of MIDWIFERY."
by William Smellie MD, 1752
(Private Collection)



Dutch Childbirth Scene with Midwife
by Pieter Tanjé, After Cornelis Troost 1757
(Rijksmuseum)

A
T R E A T I S E
ON THE
ART of MIDWIFERY.

SETTING FORTH
VARIOUS ABUSES therein,

Especially as to the

PRACTICE with INSTRUMENTS :

THE WHOLE

Serving to put all Rational Inquirers in a fair
Way of very safely forming their own Judg-
ment upon the QUESTION ;

Which it is best to employ,

In Cases of PREGNANCY and LYING-IN,

A
M A N - M I D W I F E ;

OR, A

M I D W I F E.

By Mrs. ELIZABETH NIHELL,
PROFESSED MIDWIFE.

L O N D O N :
Printed for A. MORLEY, at Gay's-Head, near Beau-
fort Buildings, in the Strand.

M D C C L X.

“A TREATISE ON THE ART of MIDWIFERY.,,”
by Mrs. Elizabeth Nihell “Professed Midwife” 1760
(Royal College of Physicians and Surgeons of Glasgow)

36367/A

J. XXV. Mem

43288

THE
Midwife's
Pocket-Companion :
OR
A PRACTICAL
T. R E A T I S E
OF
M I D W I F E R Y.

On a NEW PLAN.

CONTAINING

Full and plain DIRECTIONS for the MANAGE-
MENT and DELIVERY of Child-bearing Women
in the different Cases, and the CURE of the
several DISEASES incident to them and new-
born Children, in the safest Manner, and ac-
cording to the best Improvements.

ADAPTED TO THE

USE of the FEMALE as well as the MALE
PRACTITIONER in that ART.

In THREE PARTS.

By JOHN MEMIS, D. M.
Of MARISHAL-COLLEGE, ABERDEEN.

L O N D O N :

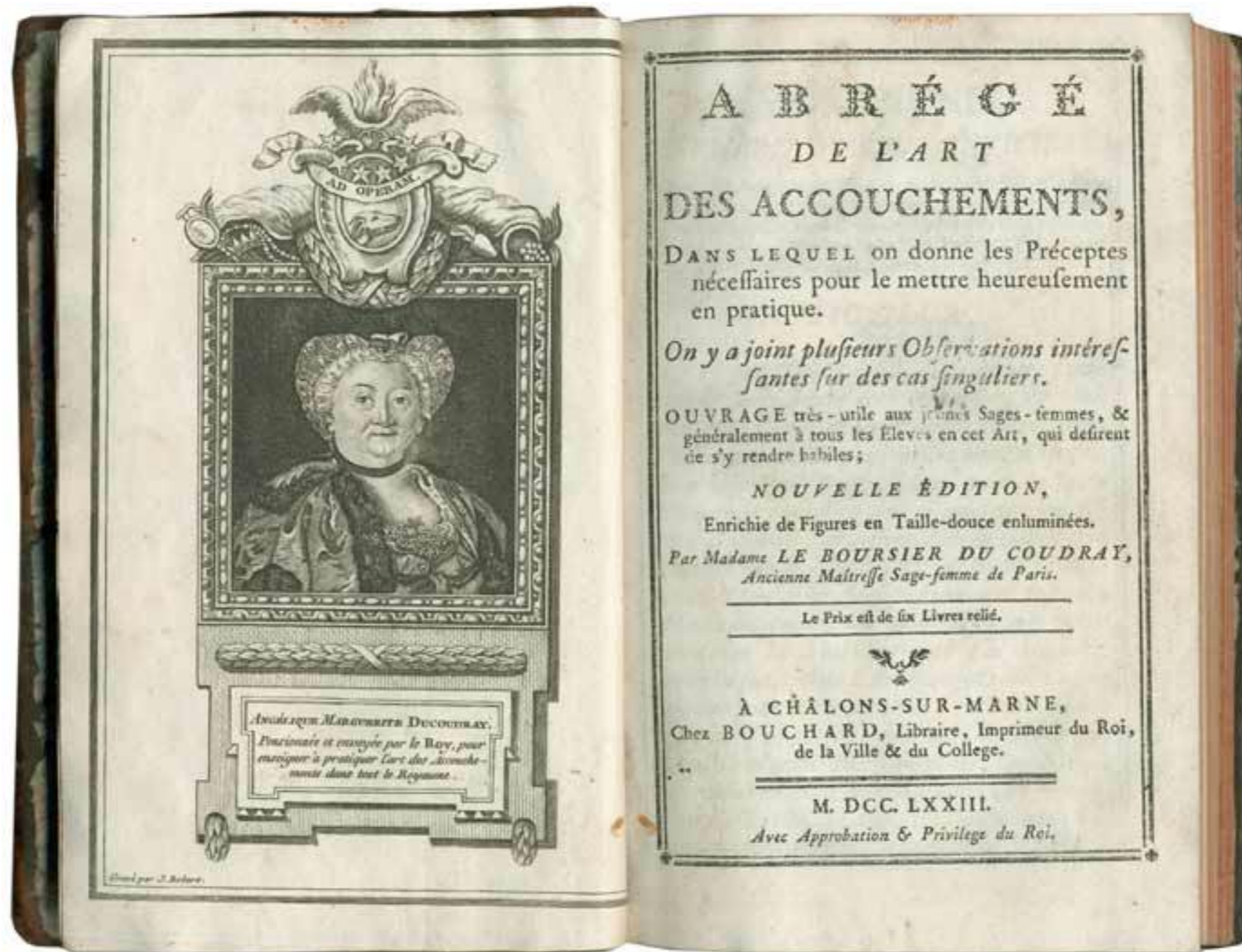
Printed for EDWARD and CHARLES DILLY, in the
Poultry, near the Mansion-House.

MDCCLXV.

“THE MIDWIFE’S POCKET COMPANION:...”

by John Memis, D.M. 1765

(Wellcome Library)



“Abrégé de l'art des Accouchements”
by Midwife Angélique Marguerite Le Boursier du Coudray Teacher & Midwife to King Louis XV
Published by Bouchard 1773
(Hardin Library for the Health Sciences)



“Abrégé de l'art des Accouchements”

by Midwife Angélique Marguerite Le Boursier du Coudray Teacher & Midwife to King Louis XV

Published by Bouchard 1773

(Hardin Library for the Health Sciences)

CHAPITRE XXV.

Des différentes obliquités de la Matrice.

J'ai traité dans les Chapitres précédents des obstacles qui peuvent rendre les accouchements funestes à la mere & à l'enfant, quoiqu'il se présente bien, c'est-à-dire, par le sommet de la tête, que la matrice soit bien placée, que son orifice se trouve vis-à-vis de l'entrée du vagin, & de la partie de la femme, & qu'en la touchant on se sente directement au milieu. Il est encore des difficultés qui ont pour cause les différentes obliquités de la matrice, & qui rendroient la sortie de l'enfant impossible, si l'on n'y apportoit du secours.

Les relâchements de la matrice prouvent assez que les ligaments qui l'assujettissent, ont de la facilité à s'étendre. J'ai souvent trouvé que les ligaments d'un côté, ayant plus prêté que les autres, avoient donné lieu à la matrice de se porter vers le côté opposé, ce que j'ai reconnu par le toucher; car au lieu de rencontrer l'orifice de la matrice au milieu, je le trouvois de côté, &



Cette figure représente le bassin vu en face et un peu penché en avant avec l'obliquité latérale de la Matrice, dont l'orifice se trouve sur la partie droite du bassin.

“Abrégé de l'art des Accouchements”
by Midwife Angélique Marguerite Le Boursier du Coudray Teacher & Midwife to King Louis XV
Published by Bouchard 1773
(Hardin Library for the Health Sciences)

by Midwife Angélique Marguerite Le Boursier du Coudray Teacher & Midwife to King Louis XV

Published by Bouchard 1773

(Hardin Library for the Health Sciences)



104 ABRÉGÉ DE L'ART
puisque quelque partie qu'il présente à l'orifice, si l'on en excepte le sommet de la tête, l'on est dans la nécessité de le faire venir par les pieds, étant la seule ressource que l'Art fournisse pour faciliter sa sortie.
On peut distinguer facilement les pieds, même avant que les membranes soient rompues. Dans cette position, la partie alongée qu'il présente, fait prendre aux membranes la même forme, & lorsque la douleur est passée, on sent un pied, ou tout les deux que l'on reconnoît aux talons, aux chevilles & aux orteils. On ne sauroit prendre les mains pour les pieds, leur forme se trouvant très différente. Il ne faut pas attendre que l'enfant s'engage trop avant dans le passage, ce qui rendroit l'accouchement dangereux pour deux raisons.
La première est que si la face étoit tournée du côté du nombril de la mere, ce qui arriveroit si l'enfant avoit le ventre en dessus, la mâchoire s'accrocheroit aux os pubis, & tous les efforts que l'on feroit pour le tirer, ne serviroient qu'à lui séparer la tête d'avec le tronc.
La seconde difficulté qui surviendroit,



On ne sauroit cependant enlever une seule manœuvre en préférant de lier l'enfant par le cou, plutôt que de lui avoir tourné par derrière le cou, dans le moment de l'enfant de s'accrocher sur lui et de le tirer dans cette position la tête se renversant en arrière, la mâchoire peut se lier, d'ailleurs l'occiput par se renversant sur le Sacrum, il est impossible de faire passer la tête par le détroit du petit bassin, il faut donc en reposant l'enfant au-dessus de lui, relever sur la face en arrière.

“Abrégé de l'art des Accouchements”
by Midwife Angélique Marguerite Le Boursier du Coudray Teacher & Midwife to King Louis XV
Published by Bouchard 1773
(Hardin Library for the Health Sciences)



“Abrégé de l'art des Accouchements”
by Midwife Angélique Marguerite Le Boursier du Coudray Teacher & Midwife to King Louis XV
Published by Bouchard 1773
(Hardin Library for the Health Sciences)



THE VILLAGE DOCTOR.

. Pub^d June 8 1774 by H. Humphrey Bond Street

“THE VILLAGE DOCTOR.” / “Probe Surgeon and Man Midwife”
by Thomas Rowlandson, Published by Hannah Humphrey 1774
(The British Museum)

W. O. Bennet

A

T R E A T I S E

ON THE

Theory and Practice

OF

M I D W I F E R Y.

By W. SMELLIE, M. D.

A NEW EDITION.

TO WHICH IS NOW ADDED,

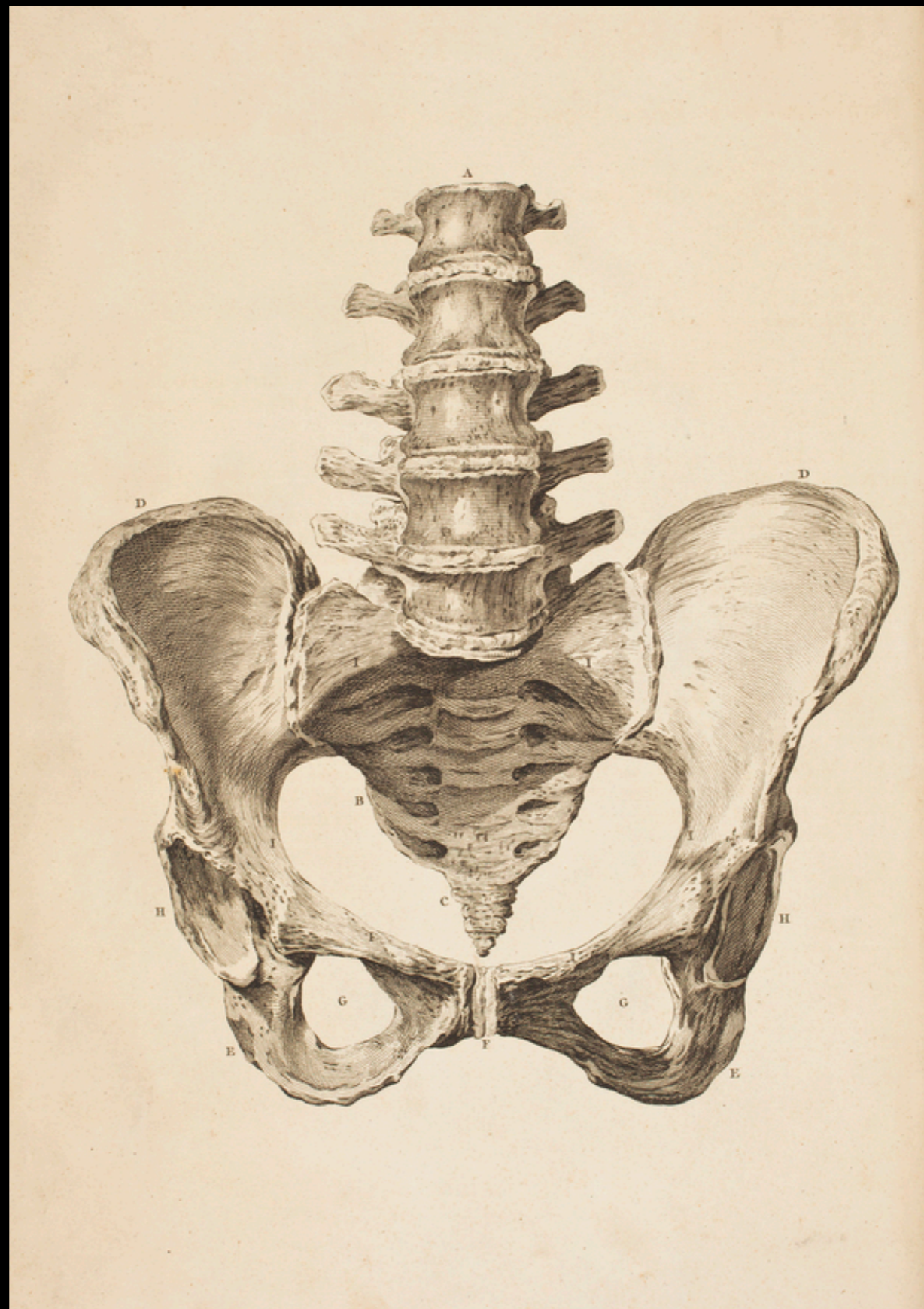
A SET OF ANATOMICAL TABLES,
WITH EXPLANATIONS.

L O N D O N :

Printed for W. STRAHAN; T. CADELL, and G. NICOL, in
the Strand; and W. FOX, and S. HAYES, in Holborn.

MDCCLXXIX.

“A TREATISE ON THE Theory and Practice of MIDWIFERY.”
by William Smellie MD, Drawings by Jan van Rymsdyck, Loney 1779
(Royal College of Physicians and Surgeons of Glasgow)



“A TREATISE ON THE Theory and Practice of MIDWIFERY.”
by William Smellie MD, Drawings by Jan van Rymdyck, Loney 1779
(Wunderkammer)



“A TREATISE ON THE Theory and Practice of MIDWIFERY.”
by William Smellie MD, Drawings by Jan van Rymdyck, London 1779
(Royal College of Physicians and Surgeons of Glasgow)



“A TREATISE ON THE Theory and Practice of MIDWIFERY.”
by William Smellie MD, Drawings by Jan van Rymsdyck, Lonceon 1779
(Wunderkammer)



“A TREATISE ON THE Theory and Practice of MIDWIFERY.”
by William Smellie MD, Drawings by Jan van Rymsdyck, Lonceon 1779
(Wunderkammer)



“A TREATISE ON THE Theory and Practice of MIDWIFERY.”
by William Smellie MD, Drawings by Jan van Rymdyck, Lonceon 1779
(Wunderkammer)



“A TREATISE ON THE Theory and Practice of MIDWIFERY.”
by William Smellie MD, Drawings by Jan van Rymdyck, Loneyon 1779
(Wunderkammer)



“A TREATISE ON THE Theory and Practice of MIDWIFERY.”
by William Smellie MD, Drawings by Jan van Rymsdyck, Lonceon 1779
(Wunderkammer)

1780

f




D. 2 - 339

SS. 13

English Trade Card
1780
(The British Museum)

1787



SS. 14

English Trade Card
1787
(The British Museum)




*“The Machine” - A Teaching Apparatus for Midwifery
Used by Midwife Angélique Marguerite Le Boursier du Coudra, Teacher & Midwife to King Louis XV
(Dittrick Medical History Center, Cleveland, Ohio)*



*“The Machine” - A Teaching Apparatus for Midwifery
Used by Midwife Angélique Marguerite Le Boursier du Coudra, Teacher & Midwife to King Louis XV
(Dittrick Medical History Center, Cleveland, Ohio)*



*“The Machine” - A Teaching Apparatus for Midwifery
Used by Midwife Angélique Marguerite Le Boursier du Coudra, Teacher & Midwife to King Louis XV
(Dittrick Medical History Center, Cleveland, Ohio)*



*“The Machine” - A Teaching Apparatus for Midwifery
Used by Midwife Angélique Marguerite Le Boursier du Coudra, Teacher & Midwife to King Louis XV
(Dittrick Medical History Center, Cleveland, Ohio)*



A Teaching Apparatus for Midwifery
Used by Angélique Marguerite Le Boursier du Coudra, Teaching Midwife & Midwife to King Louis XV
(Musée Gustave Flaubert, Rouen)

111
24 6 April 89 (14)
a severe storm of rain I was
Borthall at 1 h pm from my -
of Husseys, by Eben & Hewen -
about cross the river in their boat
How a great sea & going we got
my safe over then got out for New
of my Hewen & lost a stream
on the way an pleasing logg
I got safe over
wonder full is the goodness
of providence -
I then proceed on my jour there
my went beyond my thimble that
a hard tree blew up by it no
the roots before me which wave
caused my boat to spring back
of my life was spared great
of marvellous are thy spaci-
ous mercies O God
I was assisted over the
fallen tree by my thimble
went on soon came to a
stream the bridge way gone
my Hewen took the rain
waded thro & led the boat
as it to by the same almi-
ghty power I got safe thro
I arrived unhurt my Hewen
safe felid at that time up a fast

A Page from Maine Midwife, Martha Ballard's, Diary
(Maine State Library)



A The Dancing Master or Praternatural Anatomist.
 B An Occult Philosopher searching into the
 Depth of things.
 C The Sooterkin Doctor Astigmiz'd.

Cunicularii
 or
The Wife men of Godliman in
Consultation
They hold their Talents most Adroit
For any Mystical Explicit, Hodge

D The Guilford Rabbit Man Midwife.
 E The Rabbit getter.
 F The Lady in the straw.
 G The Nurse or Rabbit Dresser.

“Cunicularii or the Wife men of Godliman in Consultation”
 18th Century
 (Wellcome Library)



"A man - wid - Wife"
 by Isaac Cruikshank 1793
 (The British Museum)

Obstetric Forceps



French Steel Levett - Type Obstetrical Forceps
Used to Grasp the Head of a Fetus To Assist in Its Delivery During Childbirth - Favored by Male Midwives
Designed by Andre Levret of the Royal Society of Surgeons of Paris
c. 1751 - 1800
(Science Museum, Blythe House)



Wellcome Images

French Steel Levett - Type Obstetrical Forceps
Used to Grasp the Head of a Fetus To Assist in Its Delivery During Childbirth - Favored by Male Midwives
Designed by Andre Levret of the Royal Society of Surgeons of Paris
c. 1751 - 1800
(Wellcome Library)



French Steel Levett - Type Obstetrical Forceps
Used to Grasp the Head of a Fetus To Assist in Its Delivery During Childbirth - Favored by Male Midwives
Designed by Andre Levret of the Royal Society of Surgeons of Paris
c. 1751 - 1800
(Wellcome Library)



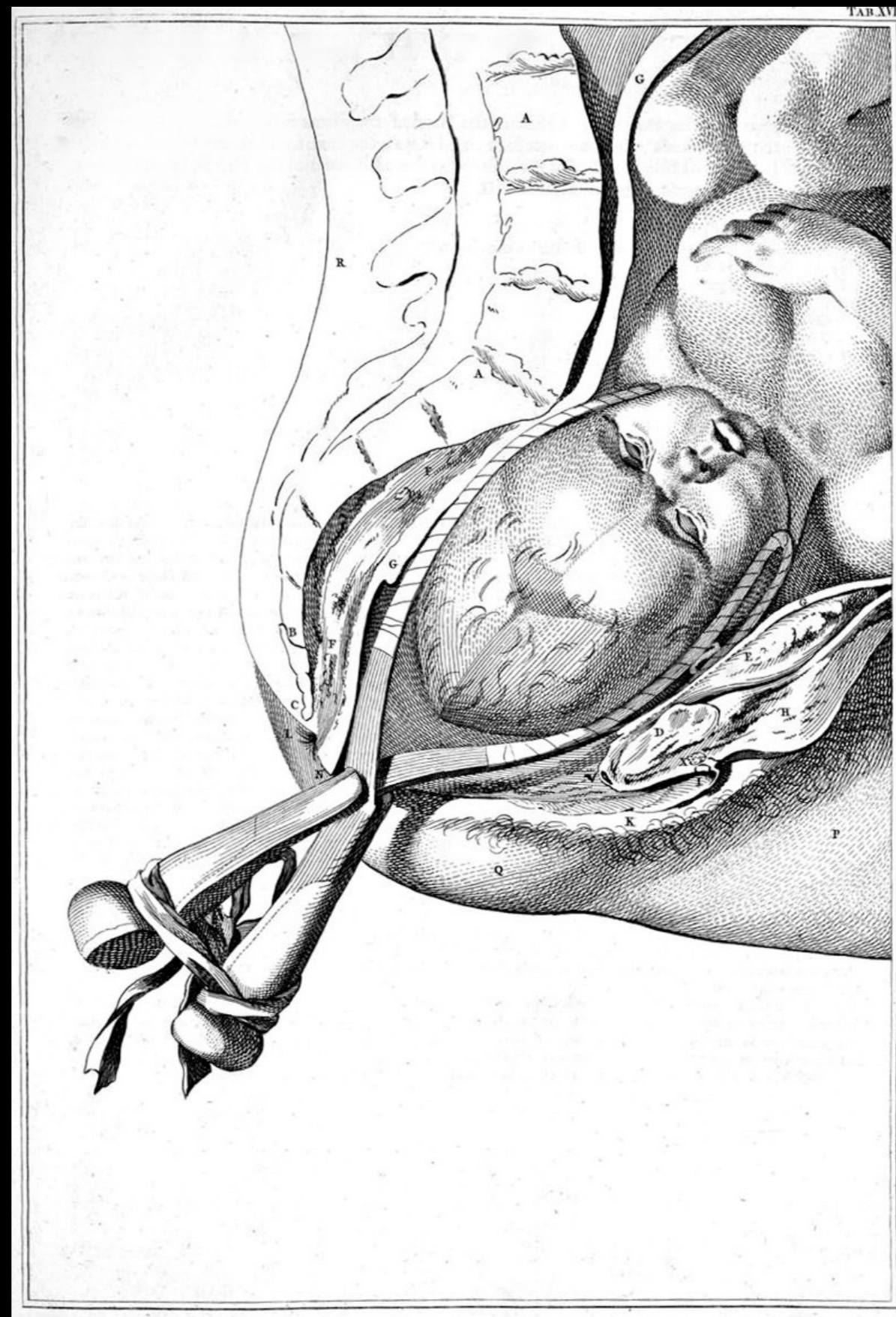
English Smellie - Type Obstetrical Forceps Wrapped in Leather
Designed by English Surgeon William Smellie - Described in 1751 & Favored by Male Midwives
c. 1760
(Science Museum, Blythe House)



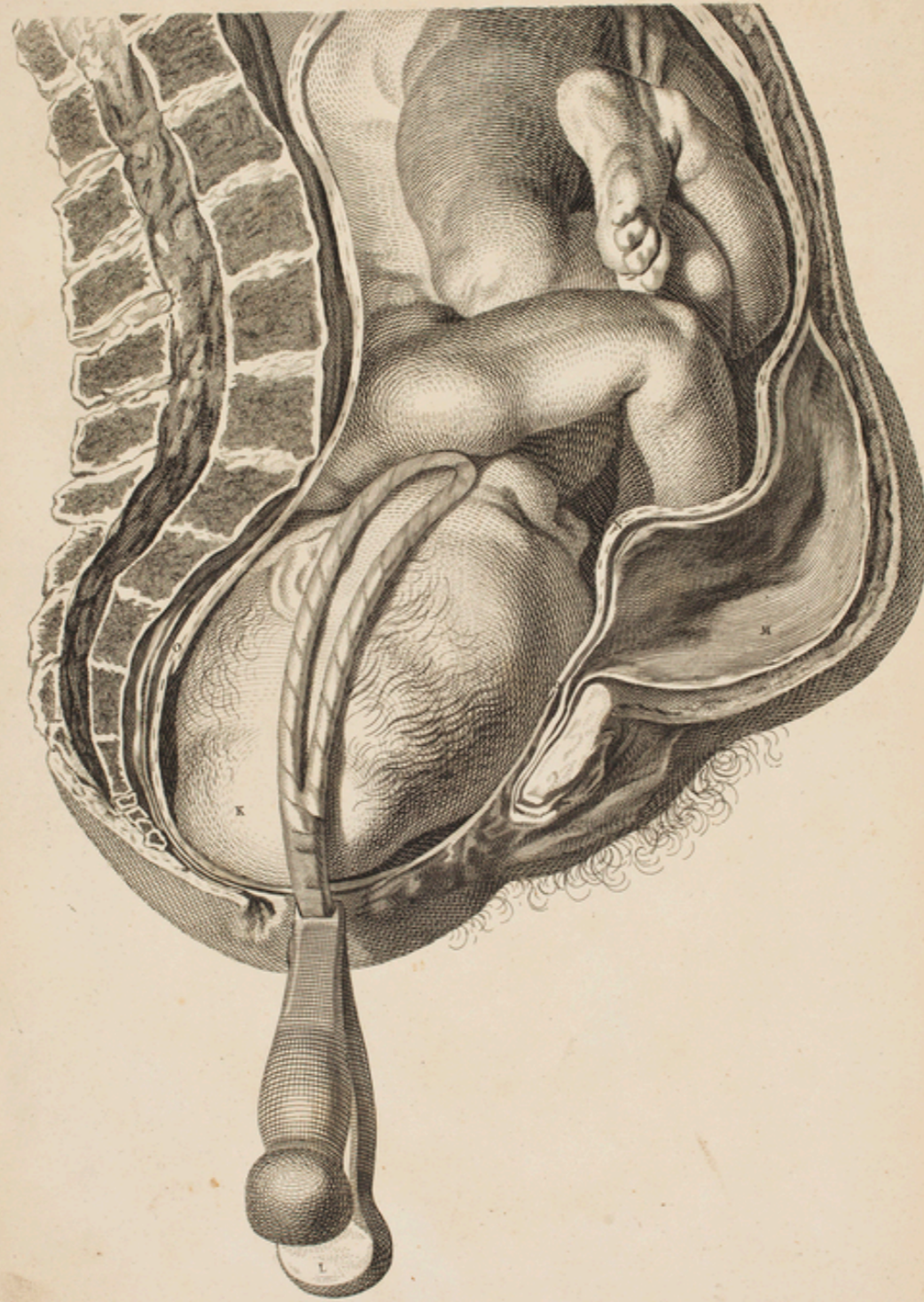
English Smellie - Type Obstetrical Forceps Wrapped in Leather
Designed by English Surgeon William Smellie - Described in 1751 & Favored by Male Midwives
c. 1760
(Science Museum, Blythe House)




English Smellie - Type Obstetrical Forceps Wrapped in Leather
Designed by English Surgeon William Smellie - Described in 1751 & Favored by Male Midwives
c. 1740 - 1760
(Wellcome Library)



“A Sett of Anatomical Tables with Explanations and an Abridgement of the Practice of Midwifery”
by William Smellie MD, 1754
(Private Collection)



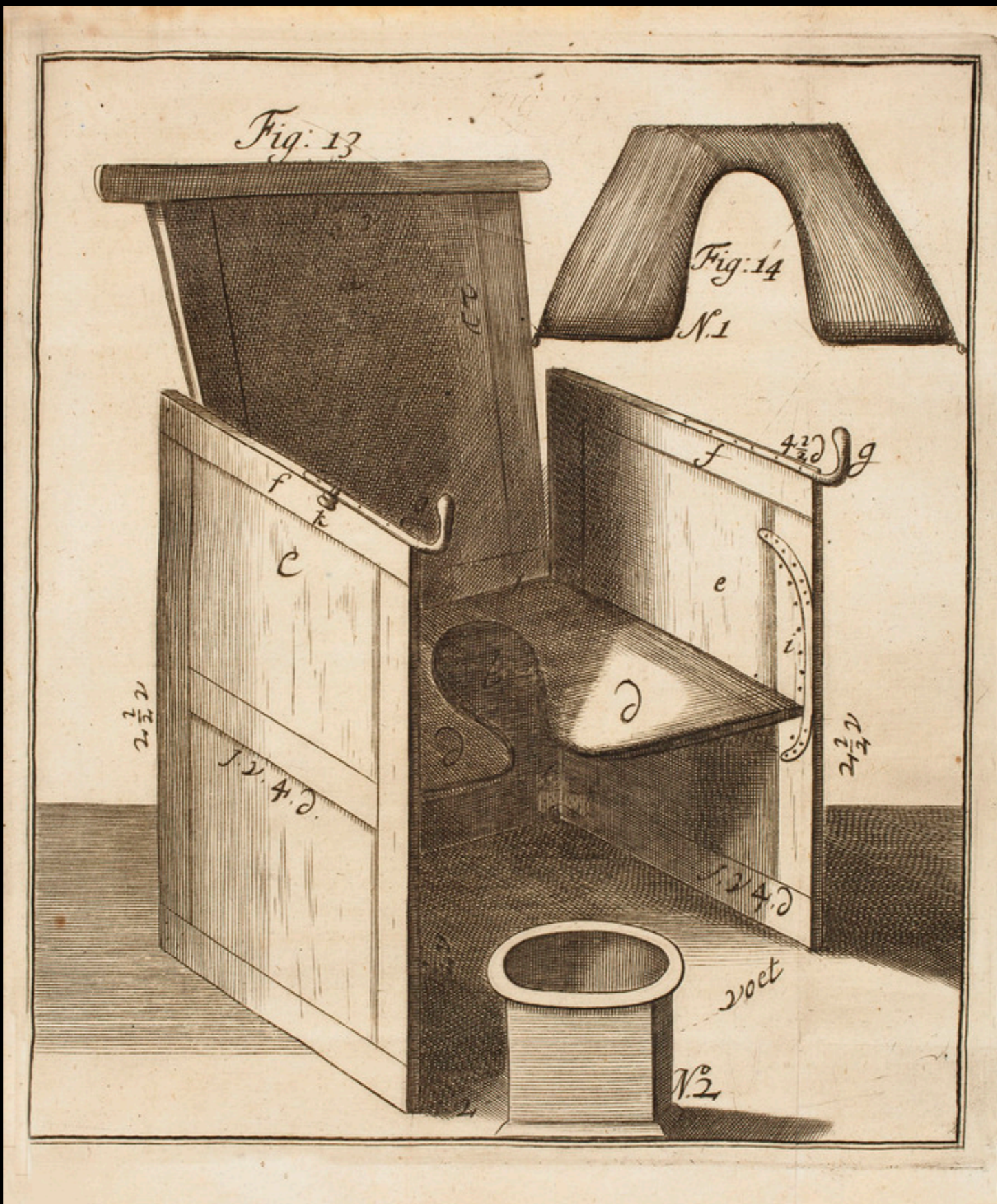
“A TREATISE ON THE Theory and Practice of MIDWIFERY.”
by William Smellie MD, Drawings by Jan van Rymsdyck, Lonceon 1779
(Wunderkammer)



Obstetrical Forceps

“Observations Sur Les Causes et les Accidens de Plusieurs Accouchemens Laborieux” by From André Levret's 1750
 (U.S. National Library of Medicine)

Birthing Chairs



Birth Stool from "Operationes Chirurgicae Novum Lumen Exhibentes Obstetricantibus"
by Hendrik van Deventer 1701
(Wunderkammer)



English Folding Birthing / Parturition Chair
c. 1601 - 1700
(Science Museum)



European Folding Birthing / Parturition Chair
c. 1601 - 1700
(Science Museum)



European Folding Birthing / Parturition Chair Made of Walnut
Late 17th to Early 18th Century
(Wellcome Library)



German Folding Birthing / Parturition Chair
c. 1601 - 1700
(Science Museum)



Folding Birthing / Parturition Chair
18th to Early 19th Century
(Wellcome Library)

Retrieving A Dead Fetus

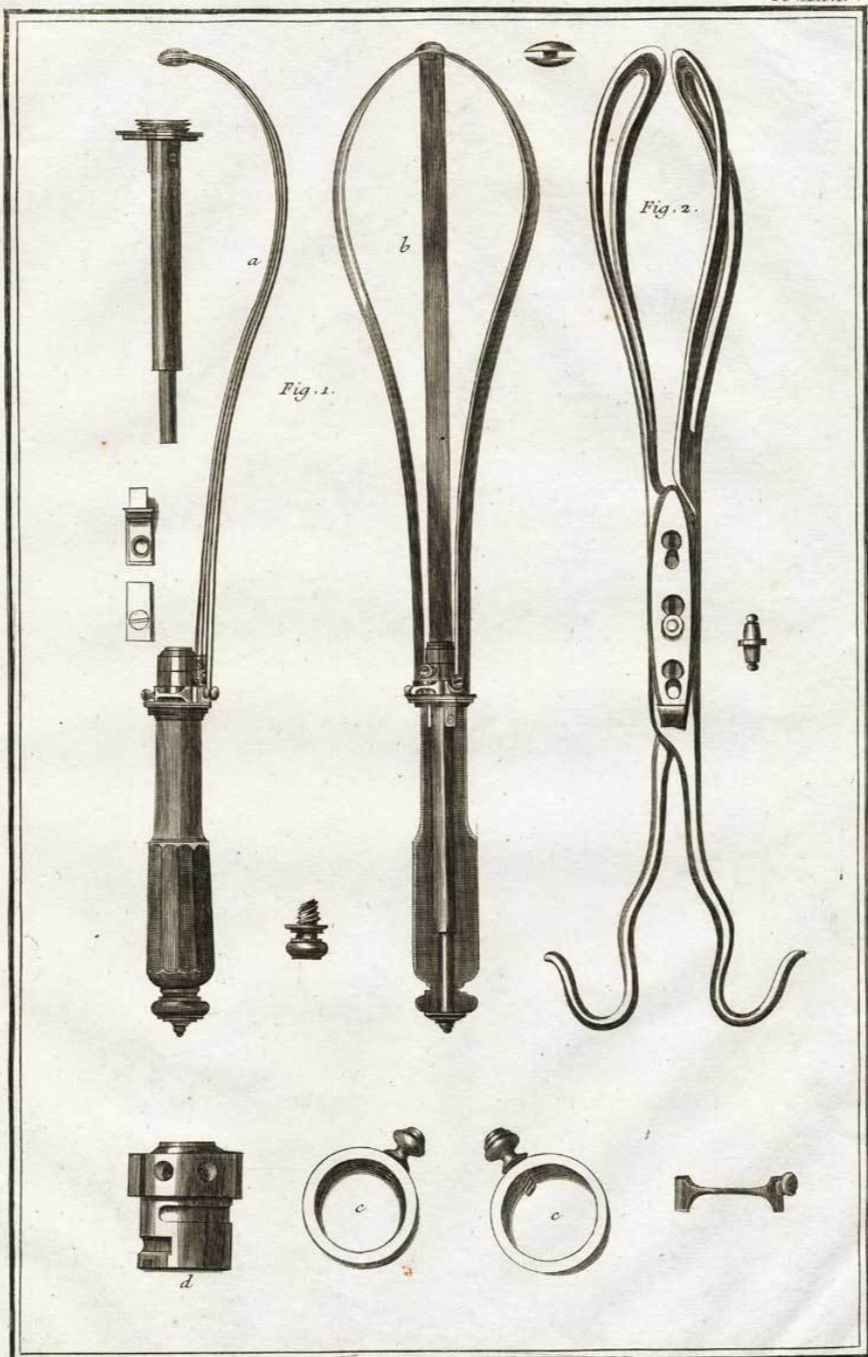
Warning

Please be aware that some viewers may find the following images disturbing. They are presented here for educational purposes only. Viewer discretion is advised.

Often employed by male midwives or physicians, these instruments give proof that life in the 18th Century could be very difficult at times.

Sadly, due to the complications that can be associated with pregnancy or the miracle of childbirth, many unborn infants did not survive during this period of study. Many mothers were lost as well.

While often used to retrieve an expired fetus from the womb, it is apparent that these instruments could also be used to abort a pregnancy.




Guarrier del.

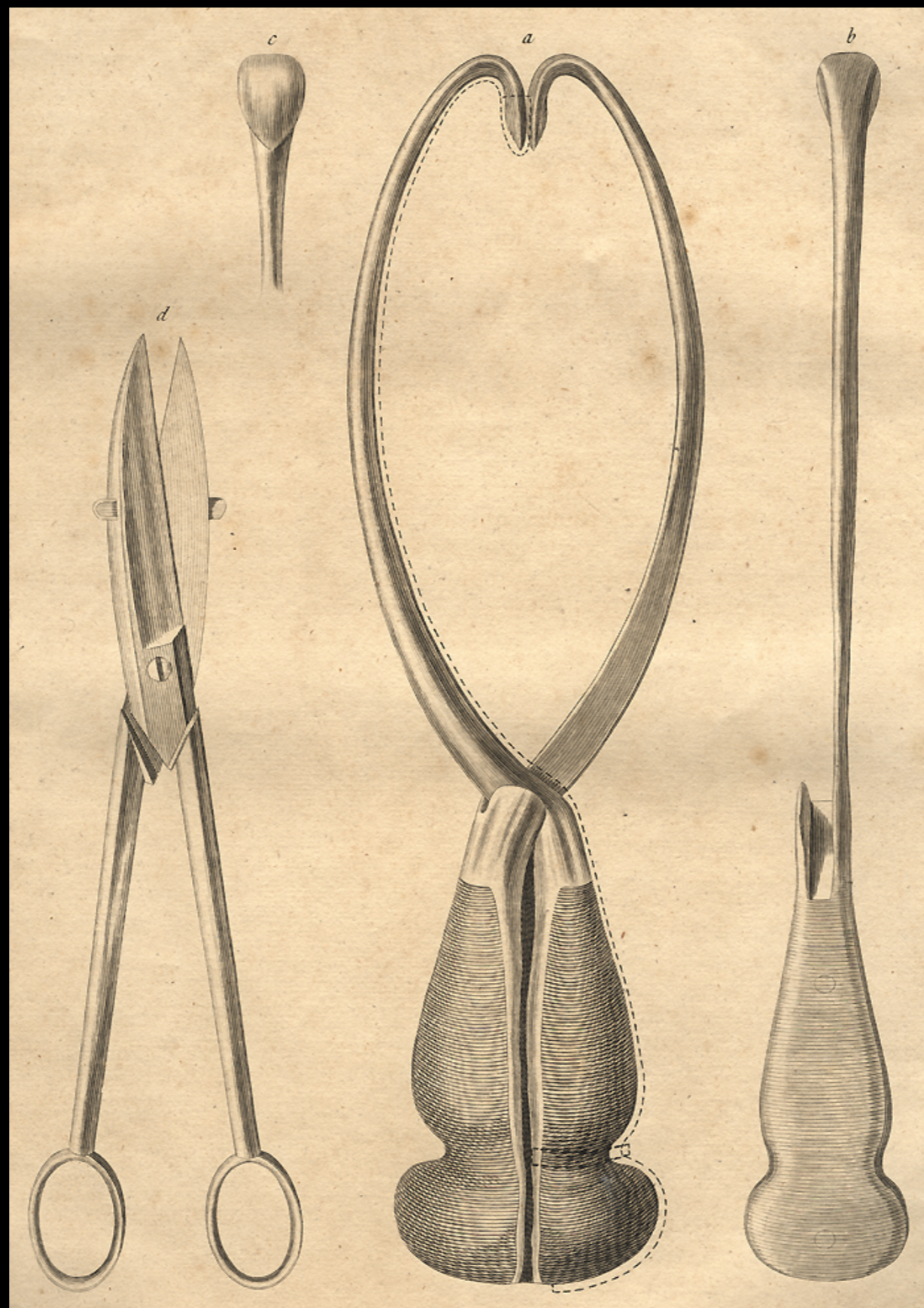
Chirurgie.

Deferre, fecit.

Forceps Used in Childbirth or in Retrieving a Deceased Fetus
 by Denis Diderot, The Encyclopedia of Diderot & d'Alembert 1751
 (Private Collection)



Levret's Head Extractor
Used to Remove the Decapitated Head of a Dead Fetus
(Grantham Collection)



Destructive Scissors & Crotchets for Retrieving a Deceased Fetus
"A Sett of Anatomical Tables" by William Smellie 1754
(U.S. National Library of Medicine)



Smellie's Double Crochet
Used to Grab and Extract the Dead Fetus
(Grantham Collection)



Instruments for Removing a Deceased Fetus

(L) A United Crochet & Blunt Hook

(M) A Perforator for Opening the Fetal Cranium for Access

(R) A Fillet or Lack Made of Whalebone

18th Century

(Royal College of Physicians and Surgeons of Glasgow)



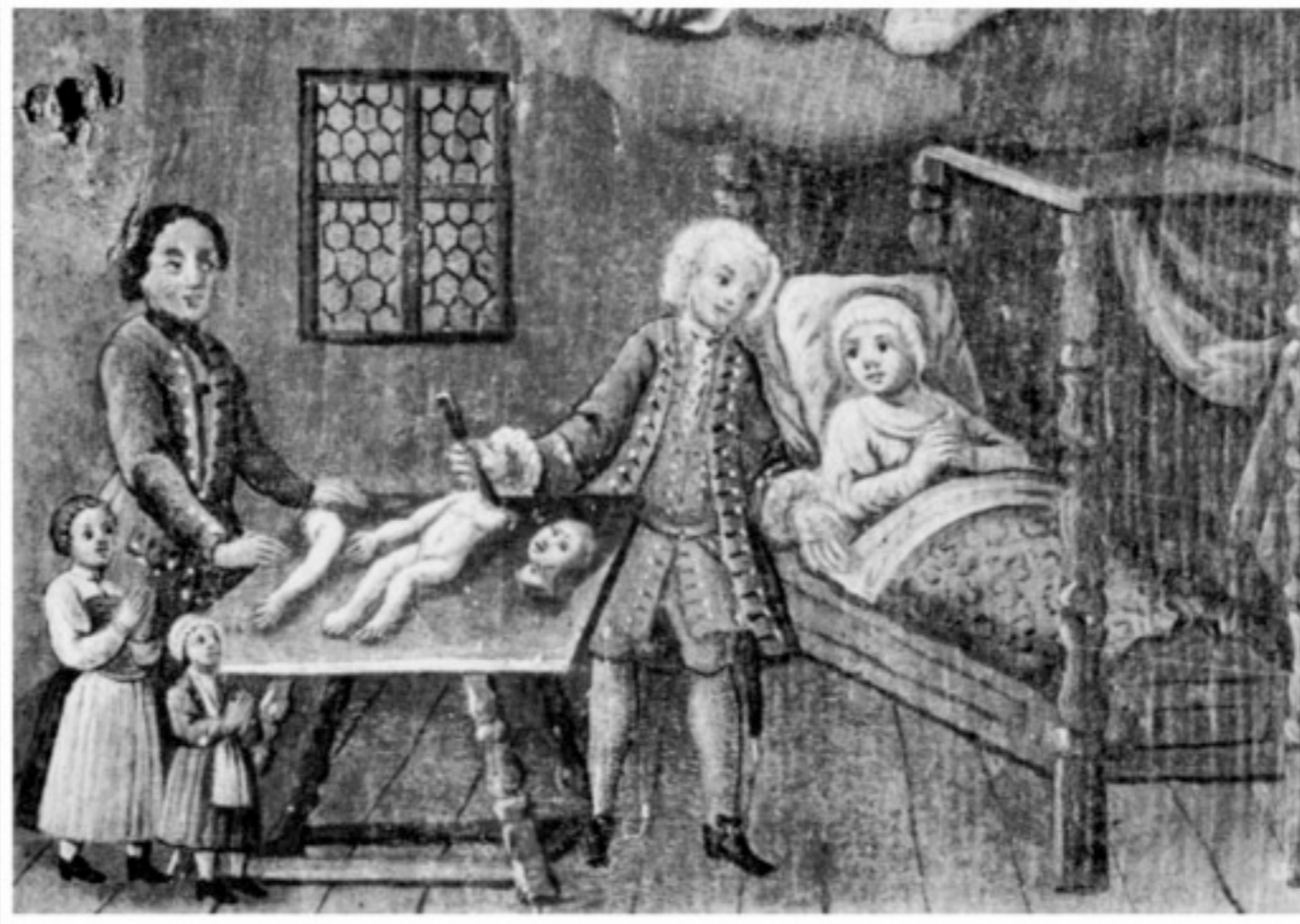
Instrument for Extracting an Unborn Fetus:
Anchored into a Perforated Skull, It Allowed the Fetus to be Drawn from the Womb
18th Century
(Accoucheur's Antiques)



Tire-Tete De Levret for Extracting an Unborn Fetus:
Anchored into a Perforated Skull, It Allowed the Fetus to be Drawn from the Womb
c. 1740 - 1749
(Accoucheur's Antiques)



Tire-Tete de Mauriceau for Extracting an Unborn Fetus:
Pierced into the Decapitated or Intact Fetal Skull for Extraction
18th Century
(Accoucheur's Antiques)



(71)

N° 18.

AFFICHES D'ANGERS,
CAPITALE DE L'APANAGE
DE MONSIEUR,
FILS DE FRANCE, FRERE DU ROI,
DU VENDREDI 5 MAI 1780.
ANGERS.

Unknown French Illustration
From a 1780 Newspaper - D'Angers
(Accueil)

Acknowledgements

The material contained within these slideshows is presented for educational purposes only. The 18th Century Material Culture Resource Center does not personally own any of the items depicted herein and is indebted to the countless museums, libraries, and private collectors who willingly share their collections with the public through the internet. Every attempt has been made to credit these organizations and individuals for their contributions as best as possible.

If there is a question you have regarding a particular item featured within a presentation, please contact the 18th Century Material Culture Resource Center and we will try to answer your inquiry as best as possible. If for any reason you feel there is any item that should not be presented here, or if there is an error in any listing, or if you know the source for any item whose credit is unknown, please inform us and we will make sure your concern is addressed as soon as possible.

Thank you!

- The 18th Century Material Culture Resource Center